



CLIPSO Americas, Inc.
 200 Corporate Drive, Unit 4
 Blauvelt, New York 10913
 646.422.0919
 contactusa@clipso.com
 www.clipso.com/us



INTRODUCTION

C-LED 3 is an edge-lit LED system for single and double-face boxes. C-LED 3 has a 10°x50° narrow beam angle so it can provide uniformed lighting distribution to the front or rear cover of lightboxes by lighting from the sides. C-LED 3 is available in White (6500K), Warm White (3000K) and Red. C-LED 3 provides many advantages such as brilliant light output, energy cost saving and maintenance cost reduction.

3
 Year
 Warranty

600lm
 10°x50°

FEATURES

- Lower power consumption (Max 7.5W for White, Max. 7.2W for Red)
- **Narrow Beam Angle (10°x50°) provides uniformed lighting to the front or rear cover of lightboxes by lighting from the sides**
- **High Brightness (600lm in 6500K)**
- Longer life time (50,000 hours based on 70% light output)
- Easy installation and maintenance
- 100% waterproof (IP67)
- Low voltage (12VDC)
- **3 Year Warranty**

APPLICATIONS

- Sign applications (**single and double-sided boxes**)
- Indoor & outdoor lighting decorations

CERTIFICATIONS

- UL(E258512), CE, RoHS



• Operating Temperature: -20°C~+70°C

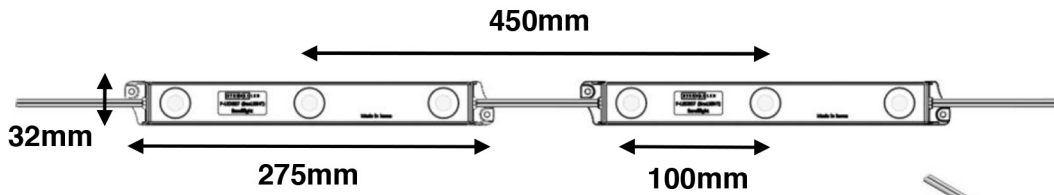
Color	White
Model No.	C-LED 3
Input Voltage	12VDC
Operating Current	0.625A (Max.)
Power Consumption	7.5W
Dimension	275mm(L) x 32mm(W) x 15.5mm(H)
View Angle	10°x50°
Luminous Flux	600lm
Color Temperature (Typ.)	6500K (6000K~7000K)






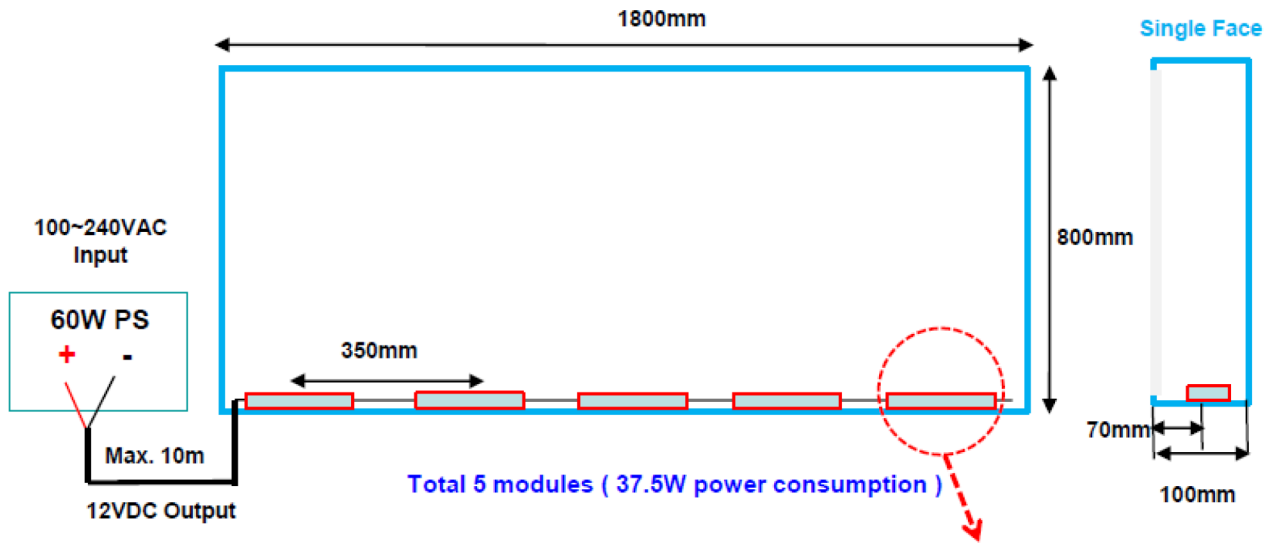
CLIPSO Americas, Inc.
200 Corporate Drive, Unit 4
Blauvelt, New York 10913
646.422.0919
contactusa@clipso.com
www.clipso.com/us

PHYSICAL SPECIFICATION (Unit: mm)



INSTALLATION

- Example: 1800 mm (W) x 800 mm (H) x 100 mm (D)



- Maximum number of modules connected in a series: 8 modules

